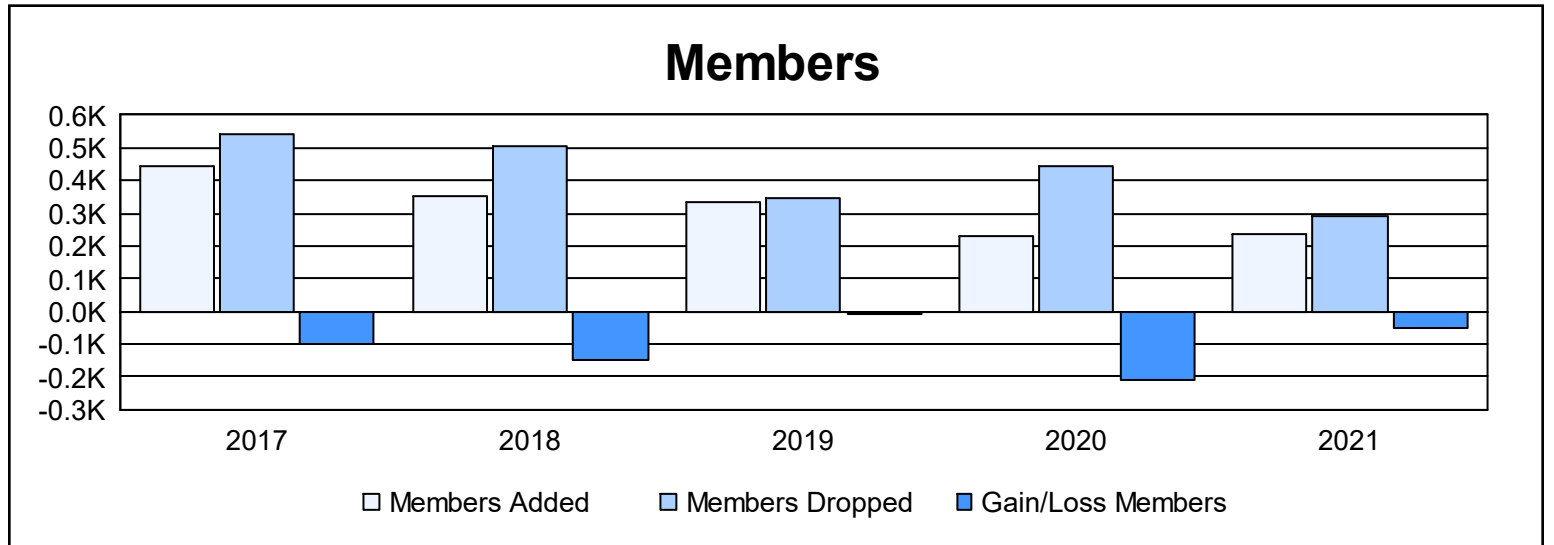
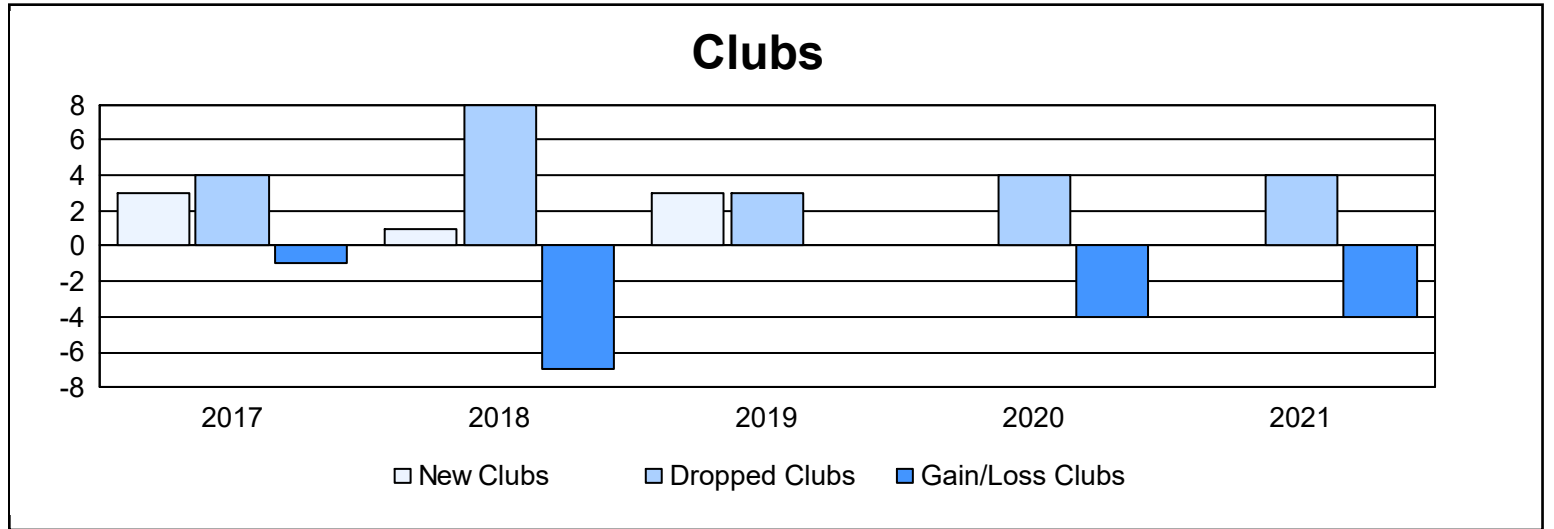
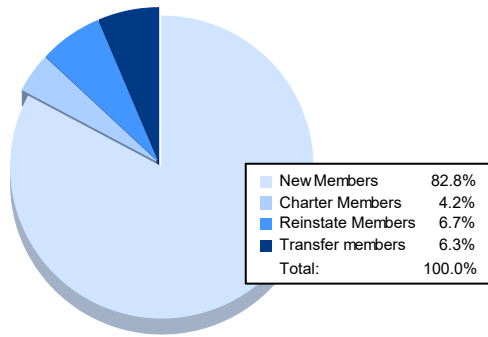


| Year           | New Clubs | Dropped Clubs | Gain/ Loss Clubs | New Members | Charter Members | Reinstate Members | Transfer Members | Total Member Added | Total Members Dropped | Gain/ Loss Members |
|----------------|-----------|---------------|------------------|-------------|-----------------|-------------------|------------------|--------------------|-----------------------|--------------------|
| 2016-2017      | 3         | 4             | -1               | 320         | 82              | 18                | 26               | 446                | 543                   | -97                |
| 2017-2018      | 1         | 8             | -7               | 236         | 82              | 17                | 20               | 355                | 505                   | -150               |
| 2018-2019      | 3         | 3             | 0                | 196         | 99              | 30                | 10               | 335                | 345                   | -10                |
| 2019-2020      | 0         | 4             | -4               | 151         | 38              | 29                | 13               | 231                | 442                   | -211               |
| 2020-2021      | 0         | 4             | -4               | 197         | 10              | 16                | 15               | 238                | 289                   | -51                |
| <b>Average</b> | <b>1</b>  | <b>5</b>      | <b>-3</b>        | <b>220</b>  | <b>62</b>       | <b>22</b>         | <b>17</b>        | <b>321</b>         | <b>425</b>            | <b>-104</b>        |



### Membership Composition June 2021 Cumulative



### Gender Composition June 2021 Cumulative

